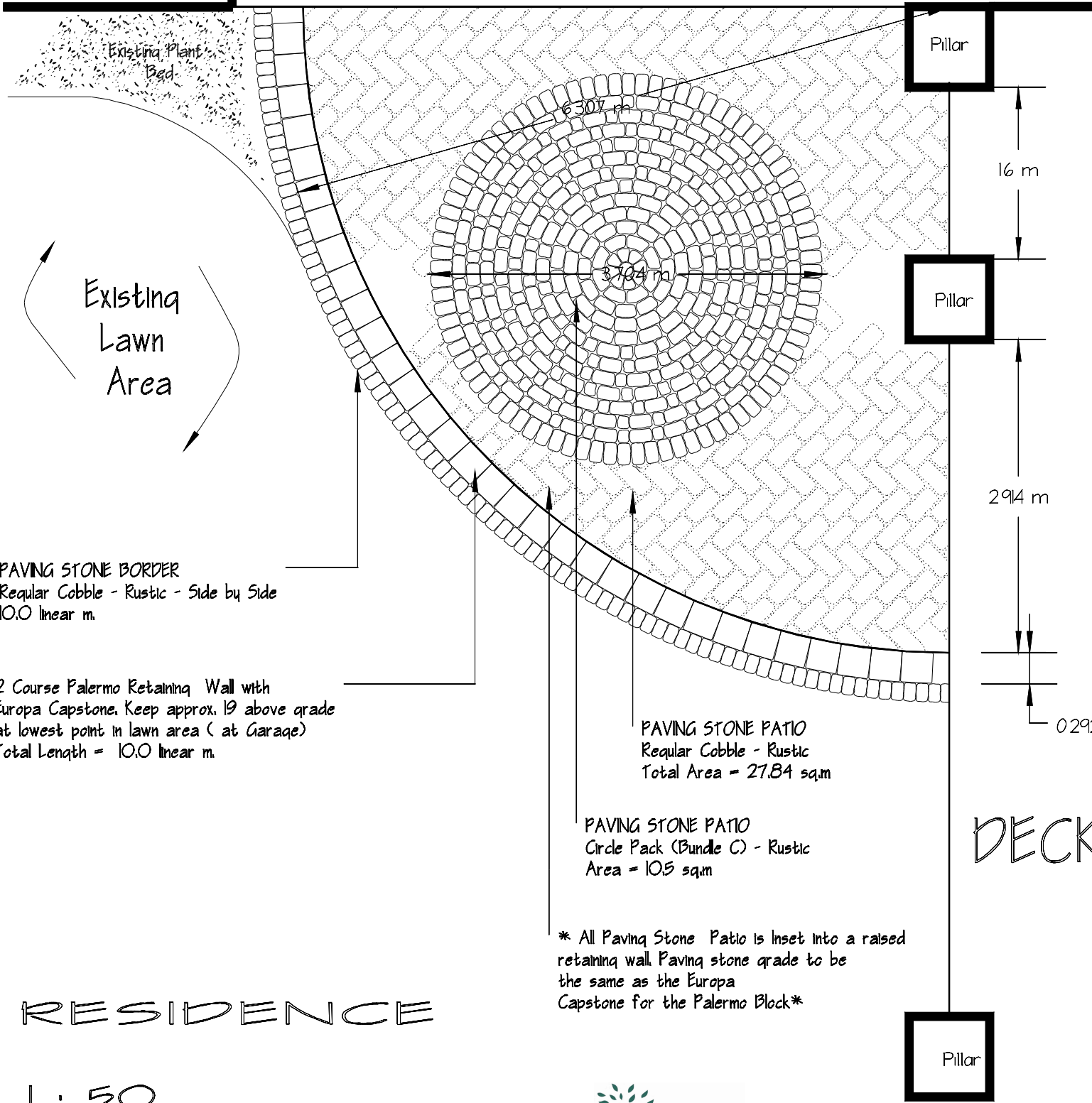
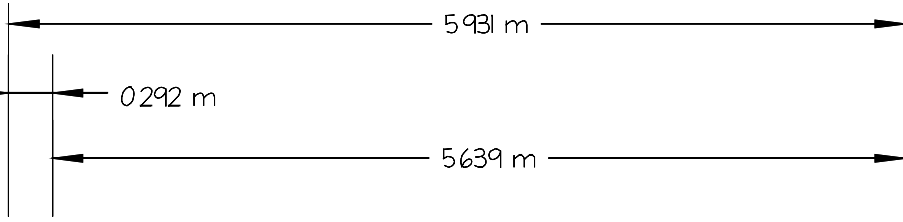


GARAGE



Existing Lawn Area

Existing Plant Bed

PAVING STONE BORDER
 Regular Cobble - Rustic - Side by Side
 10.0 linear m.

2 Course Palermo Retaining Wall with
 Europa Capstone. Keep approx. 19 above grade
 at lowest point in lawn area (at Garage)
 Total Length = 10.0 linear m.

PAVING STONE PATIO
 Regular Cobble - Rustic
 Total Area = 27.84 sq.m

PAVING STONE PATIO
 Circle Pack (Bundle C) - Rustic
 Area = 10.5 sq.m

* All Paving Stone Patio is inset into a raised retaining wall. Paving stone grade to be the same as the Europa Capstone for the Palermo Block*

Pillar

Pillar

Pillar

16 m

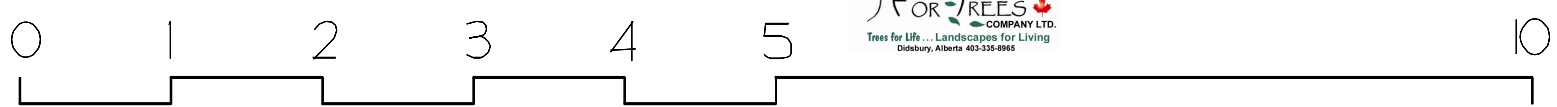
2.94 m

0.292 m

DECK

RESIDENCE

1 : 50



SCALE IN METERS

